

Doorplate large RTL

Large scale door sign for administrations, schools, clinical institutions, residential care home for the elderly...



rohr+fläche



... if assignment plans, extensive information or large, well-legible lettering are required. Based on simple geometric forms, the **rohr+fläche** doorplate has become a classic. Since 1991, the original has been awarded with numerous different design awards.


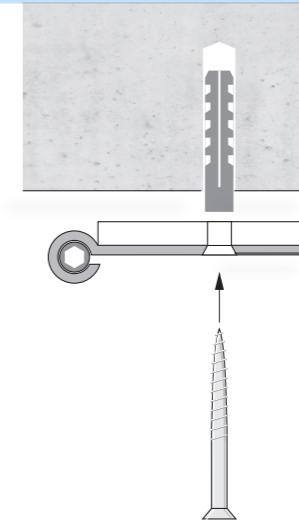
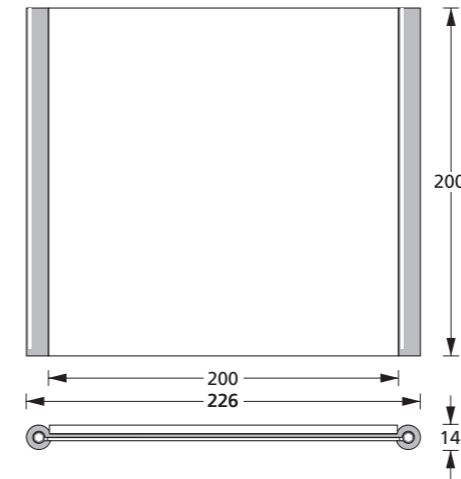
09/2019 ■ ■ ■ www.meng.de

Doorplate large RTL

The large format facilitates even DIN A4 label inlays.



rohr+fläche



Doorplate large RTL

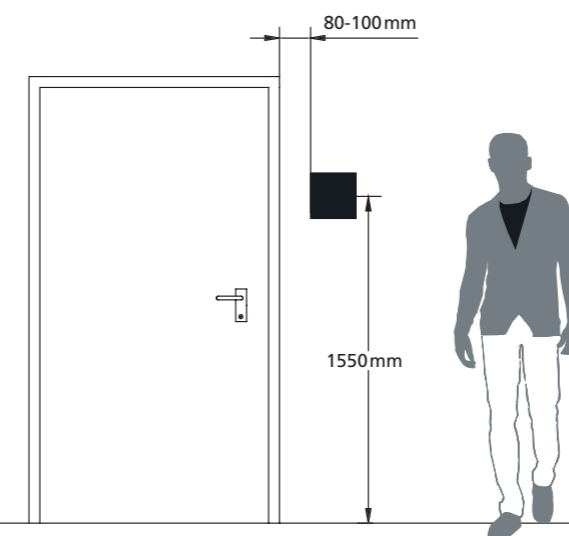
The large **rohr+fläche** door sign has a visible width of 200 mm framed by its round edge profiles. It therefore also supports paper inlays of a 210 mm width. For this variant, we also provide perforated DIN A4 for each format. Additionally, we offer a version for exchangeable modules ready for frequent exchange of uncut DIN A4 sheets. Instead of stud bolts, the latter disposes of a lower stop angle for both glass and inlays.

Installation

Raw plug installations applying counter sunk screws are common. In this case, the screws are invisibly hidden behind the label inlays. Please explicitly order a clued installation for solid even walls, as well as custom fixations such as magnets for walls and furniture made from steel. Each variant is delivered together with enclosed attachment material.

Design

The aluminium system profile is responsible for fixing an individually labelable caption inlay between a non-reflecting acrylic glass cover and a neutral back panel. A compatible system key opens the stud bolt lock.



Standard formats

Visible width 200	Height
RTL 10 =	100
RTL 15 =	150
RTL 20 =	200
RTL 30 =	297

Article	Size	Pipe Surface	Customized Solution
RTL 20 L	RTL 20 L	RTL 20 L	The system can easily adapted to individual lengths. The visible width of 200 mm is constant. Please enquire about stainless steel stud bolts for – rather rare – outdoor application.
RTL stand for rohr+fläche doorsign Large	20 Height in cm The width of the doorsign is always 200 mm	L Lacquered S silver anodized E6/EV1	