

Overviews wall mounted RU

Significant round elements characterize the consistent design of the guidance system.

rohr+fläche

The wall-mounted signposts of the **rohr+fläche** system are available in a wide range of different materials, dimensions and designs. This means that practically no situation is conceivable in which a costly custom design would be required. The surface design of the signs with lettering, signs, arrows, color and graphics can be individually adapted to the customer. The significant round elements form the recurring identity in all parts belonging to the guidance system. The photo shows an overview with 1,500 mm height and 750 mm width.



Overviews wall mounted RU

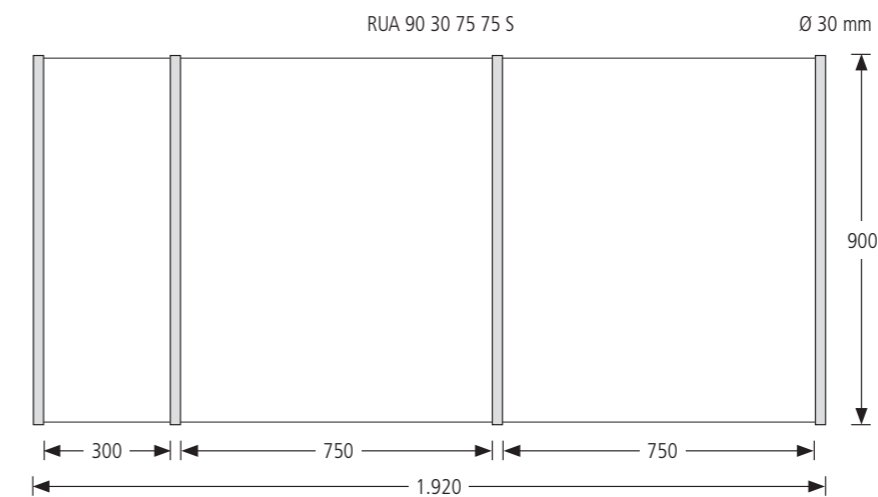
The round profiles on the sides allow the insertion of individual surfaces.

rohr+fläche

Whether overview boards are equipped with plug-in panels or with continuous information surfaces depends on the user's needs. If replacement is not required too frequently, it makes sense to use foil texts or digital prints on a freely designable surface. This solution offers a cost advantage over individual panels. The texts can still be replaced by peeling off the foils. The sizes of the panels can be freely selected within the basic grid.

A combination of several panels next to each other or with pin/magnet surfaces is also possible. magnetic surfaces is possible. The tube profiles serve as holding rails for the surfaces. When determining the height, it must be noted that the height above or below the sign is sufficient to

push out the panels, if necessary the area must be divided. The width between the tubes should not exceed 900 mm for stability reasons. The surface height per panel should be at least half the width.



Example I

Here, three freely designable surfaces are combined with tubes of 30 mm each.

Article number:
RUH 90 30 75 75 S for back-covered acrylic panels.


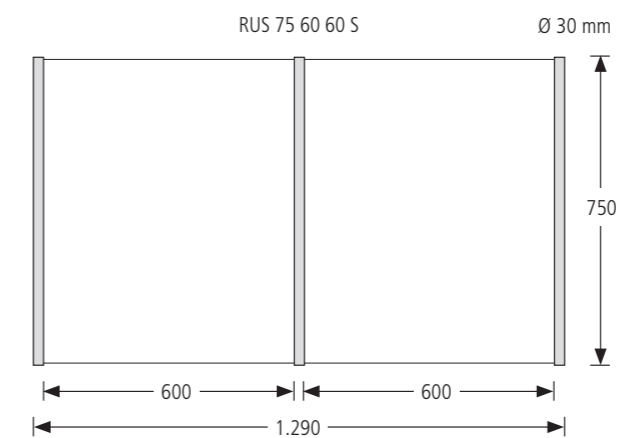
Can also be equipped with a combined pin and magnetic surface.



Example II

In this overview, two freely designable surfaces are combined with tubes of 30 mm each.

Article number:
RUS 75 60 60 S for aluminum panels with additional acrylic cover.



Example III

In this example, a surface with tubes of 30 mm each was used.

Article number:
RUK 7545 S with a clear acrylic panel.

Article description	Surface material	Size	Surface of the tubes	Customized
RUF 12075 L RU stands for rohr+fläche overviews	RUA lacquered aluminum RUK clear acrylic RUF solid white acrylic RUH backed acrylic RUS Sandwich construction: Aluminum plate with acrylic cover	120 Height in cm 75 Width in cm	S Silver anodized L Lacquered	Important: Not all sizes can be realized in all variants. Prior coordination is recommended.